

“Retirement Preparation”

Make Sure You Are Ready For Retirement

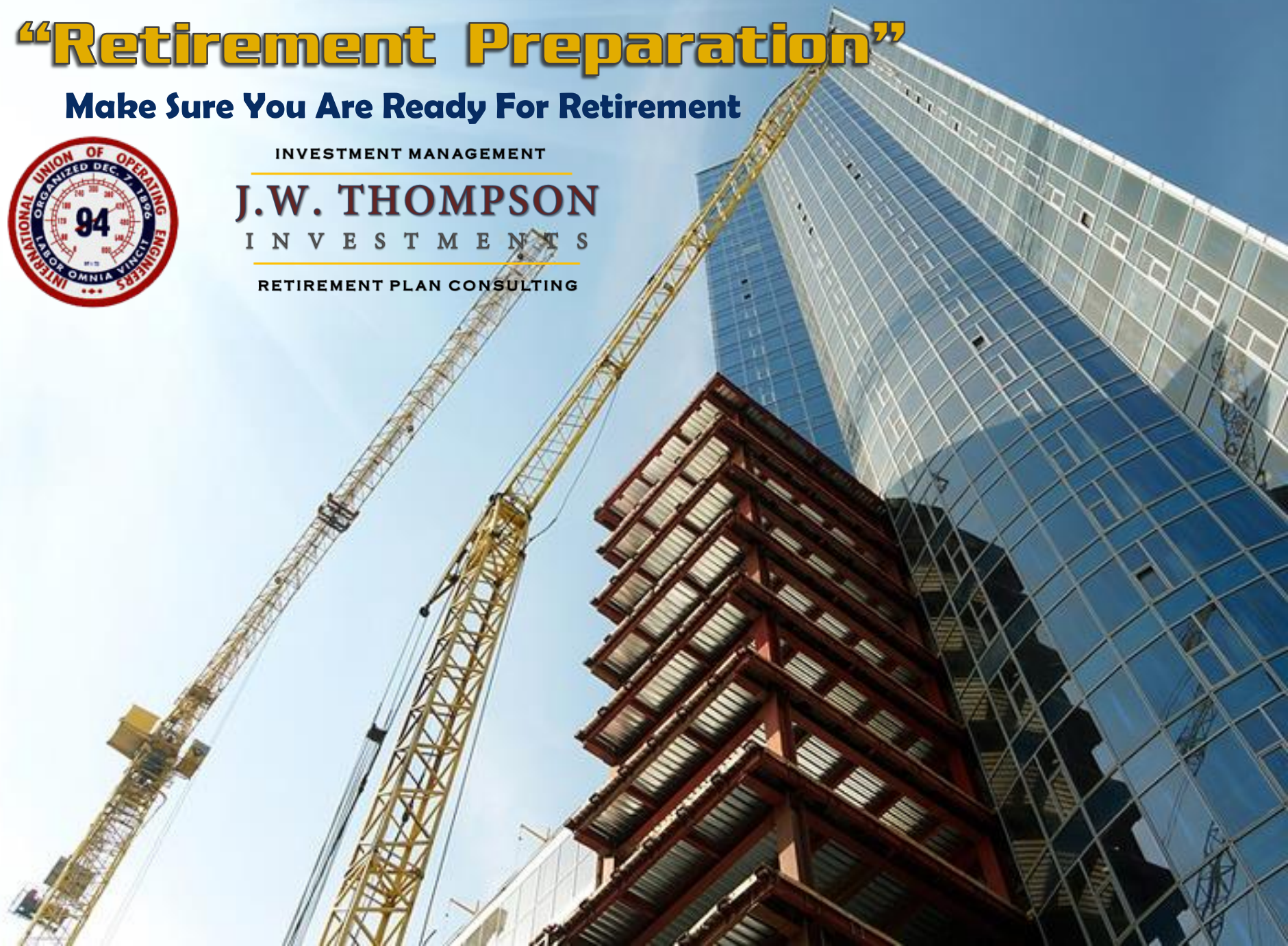


INVESTMENT MANAGEMENT

J.W. THOMPSON

I N V E S T M E N T S

RETIREMENT PLAN CONSULTING



Personalized Investment Advice & Retirement Education

J.W. THOMPSON INVESTMENTS –

As your plan's dedicated provider of retirement plan education and personalized investment advice, John & Jay Thompson work directly with the members of Local 94 to help you understand how to make the most of your retirement savings.

Our services range from answering questions about your account, to performing a comprehensive investment analysis that answers the question **"What Funds Should I Be Invested In?"**

As a member of Local 94, you pay nothing out-of-pocket for any of these services. Through a pro-active partnership between John Hancock your plan's service provider, and J.W. Thompson Investments, we bring you our retirement planning insight and industry expertise to help with your retirement savings goals.

John Wm. Thompson

Managing Partner and Chief Investment Officer
Mr. Thompson is a Certified Retirement Counselor and holds the following FINRA Securities Licenses:

FINRA Series 7 – General Securities Representative
FINRA Series 24 – General Securities Principal
FINRA Series 63 – Uniform Securities Agent
FINRA Series 65 – Registered Investment Advisor

Jay Thompson

Vice President Retirement Plans
Mr. Thompson holds the following FINRA Securities Licenses:

FINRA Series 7 – General Securities Representative
FINRA Series 63 – Uniform Securities Agent
FINRA Series 65 – Registered Investment Advisor

Personalized Retirement Advice

Detailed Investment Advice:

How J.W. Thompson Investments Answers the Question ... “What Funds Should I Be Invested In?”

- J.W. Thompson Investments works directly with you to create a detailed investment “road map” that provides specific recommendations and personalized retirement advice. During the Investment Analysis stage, JWTI works with you to identify key financial components such as: **“Current versus Future Expenses and Income Needs”** **“Retirement Savings Outside of the Annuity Fund”**, as well as **“Central Pension Projections”** and **“Social Security Benefits.”**
- Once complete JWTI provides participants with an Investment Analysis Report that details an explanation of investment reallocations necessary to achieve a specific target model. Additionally JWTI will preview participant action plans on an annual basis and provide feed back and adjustments should situations warrant.



Choose the right mix

The mix of investments you choose in the Local 94 Annuity Fund can make a big difference in the size of your monthly benefit when you retire. The following table shows how your Plan account would grow based on a 4%, 6%, or 10% average annual rate of return, and hypothetical monthly benefits you would get based on each rate of return. It is important to note that investments that offer potential higher rates of return may also involve a higher degree of risk.

	LOW RISK ← HIGH RISK		
	4% Hypothetical	6% Hypothetical	10% Hypothetical
If your retirement plan account grows at			
Your hypothetical total from the Local 94 Annuity Fund	\$81,938	\$86,455	\$96,070
Your hypothetical monthly benefits			
From the Local 94 Annuity Fund	\$407	\$429	\$477
From Social Security benefits	\$2,025	\$2,025	\$2,025
From your other pension plan	\$841	\$841	\$841
Total hypothetical monthly benefits at retirement age of 65*	\$3,273	\$3,295	\$3,343

*These totals and benefits are based on your hypothetical total at age 65, your SSRA, or of your next birthday, whichever is applicable.
Local 94 Annuity Fund hypothetical balances are determined using your balance as of December 31, 2015 and contributions made to your account for the 12 months prior to December 31, 2015, adjusted for salary growth. These values are projected until you are age 65, or your next birthday, following, at a growth rate of 4%, 6% or 10% and discounted at an inflation rate of 3%.

Local 94 Annuity Fund hypothetical income values are determined using the hypothetical balances, the current 30-year US Treasury Bond rate as an Annuity Rate and a Life Expectancy calculated using the FIC 4179a Mortality Tables.

The Social Security Estimate above is based on annual compensation as of the last plan year end. Please log on to myletter.com for a link to the Social Security website where you may request an actual benefit estimate.

Projected total account monthly benefit from your Central Pension Fund is based on the current 30-year US Treasury Bond rate as an Annuity Rate and a Life Expectancy calculated using the FIC 4179a Mortality Tables.

Review results and returns

Clearly you can't avoid risk- it's a large part of investing. But, you can help manage it. And one of the best ways to do that is by making sure you've properly allocated your assets. Over the long term, a diversified portfolio can help you benefit from top performers while limiting exposure to poor performers, though diversification does not necessarily prevent you from losing money.

	Best Performer	Middle Performer	Worst Performer
2002	10.26	1.78	-21.54
2003	31.06	4.10	1.15
2004	11.95	4.34	1.33
2005	6.12	3.07	2.43
2006	15.72	4.85	4.33
2007	6.97	5.14	5.00
2008	5.34	2.06	-37.31
2009	28.34	5.93	0.21
2010	16.83	6.54	0.13
2011	7.84	1.08	0.10
2012	16.42	4.21	0.11
2013	33.55	0.07	-2.02
2014	12.56	5.97	0.03
2015	0.55	0.48	0.05

Stocks, bonds, and cash equivalents are measured by the Russell 2000 Index, Barclays Capital Aggregate Bond Index, and Bank of America Merrill Lynch US Treasury 0-1 Year Index. Investments cannot be sold directly in these unmanaged indexes. Past performance does not guarantee future results or the results of any fund in your Plan, which will fluctuate with market conditions.



Retirement Distribution Options

Understanding Your Distribution Options:

At retirement there are various distribution options available to you through the Local 94 Annuity Fund.

J.W. Thompson Investments helps members understand these options and decide which option is best suited for the specific retirement income needs. Outlined below are the specific distribution options available to you through the plan as explained on the “Distribution Election Form”.

- ❖ **Life-Time Annuity Payment** – The annuity option is available to members who are interested in a payment stream insured for their life in retirement. The annuity payment options available to you include Single and Joint Life benefit payouts. These products are intended for immediate retirement income and require advanced retirement planning to determine which option might be the most appropriate for your specific income needs. Please note that additional options such as death benefit payouts and period certain options can be incorporated into an annuity contract with the underwriter once this option is selected.
- ❖ **IRA Rollover** – This option allows you to transfer your Local 94 Annuity Fund to an Individual Retirement Account (IRA) where you can take a portion of your distribution as a cash payment and elect to have the remaining balance invested in stocks, bonds, mutual funds, or even life time annuity investments.
- ❖ **Personal Distribution** – This option allows you to take either a lump-sum cash distribution or “one time” partial cash distribution from the Fund. In this case you are required to pay the minimum 20% Federal Income Tax withholding and any state tax withholding, if required. There may also be an additional early withdrawal penalty of 10% if personal distributions are initiated prior to age 59 ½ .
- ❖ **Scheduled Systematic Distribution Payments** – This option is available in either monthly, quarterly, semi-annual or annual payments and allows you to have your benefit paid out over a period of 10, 15, 20, 25, or 30 years in total.
- ❖ **Annual Interest Payment** – This option allows you to have the interest or investment income earned during the prior year paid to you in an annual payment. In this case you will be required to adhere to the tax and penalty requirements as outlined under the personal distribution option.

Contact Information – JWTI

**If You Have Questions About Your Account
Or Would Like to Begin Your Personalized Investment Analysis**

J.W. Thompson Investments

245 Waterman Street Suite 301
Providence, Rhode Island 02906


Phone: 888-453-1869 Toll Free

Direct: 401-453-5553 John Thompson


Direct: 401-453-1865 Jay Thompson

E-Mail: john@jwti.com

E-mail: jay@jwti.com



Jay Thompson
Vice President – Retirement Plans



John Thompson
Managing Director